



逢甲大學學生報告 ePaper

應用程式設計期末報告

報告題名：

簡裕峯公司產品資料管理系統

作者：簡裕峯

系級：工業工程與系統管理學系二年乙班

學號：D9461273

開課老師：陳亭志老師

課程名稱：應用程式設計 (Visual Basic)

開課系所：工業工程與系統管理學系

開課學年： 95 學年度 第 1 學期

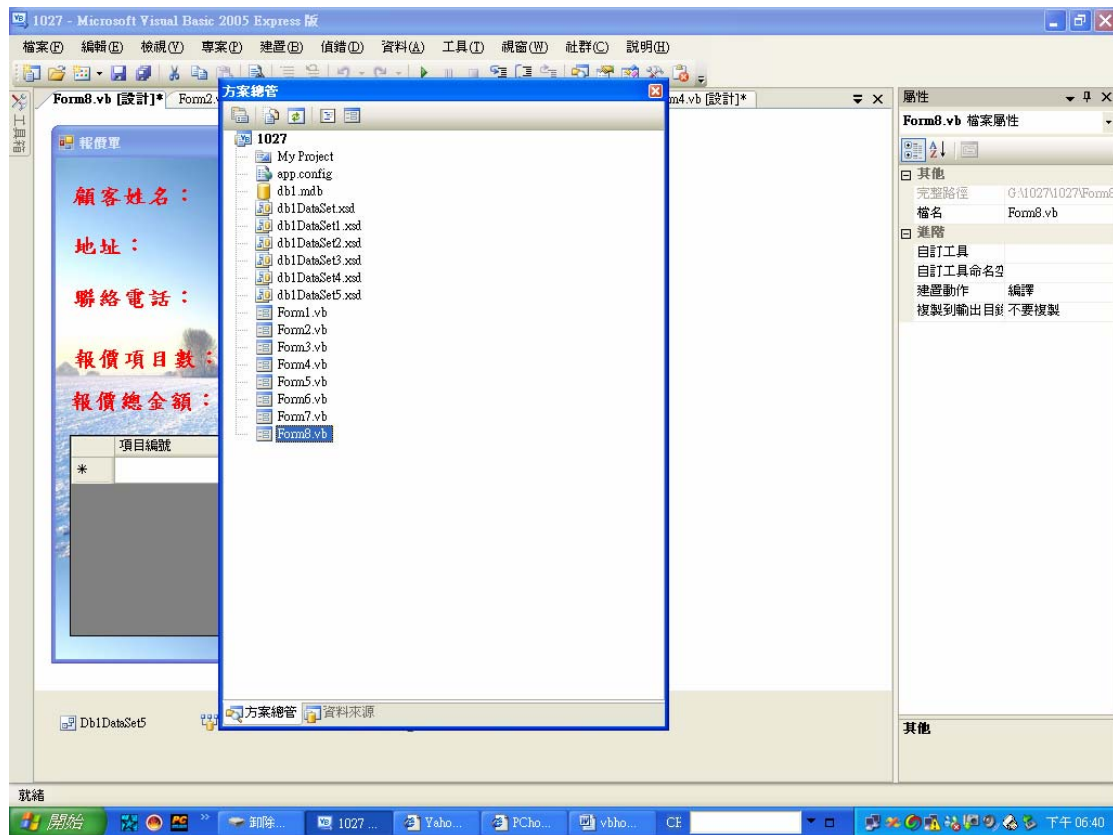


目次

1. 方案總管	P. 1
2. 主選單之執行畫面及程式碼	P. 2
3. 瀏覽產品資料之執行畫面及程式碼.....	P. 5
4. 多筆瀏覽之執行畫面及程式碼	P. 7
5. 新增產品資料之執行畫面及程式碼	P. 9
6. 逐筆瀏覽之執行畫面及程式碼	P. 14
7. 刪除/修改產品資料之執行畫面及程式碼 ...	P. 21
8. 統計圖表之執行畫面及程式碼	P. 27
9. 報價單之執行畫面及程式碼	P. 32
10. 心得感想.....	P. 34

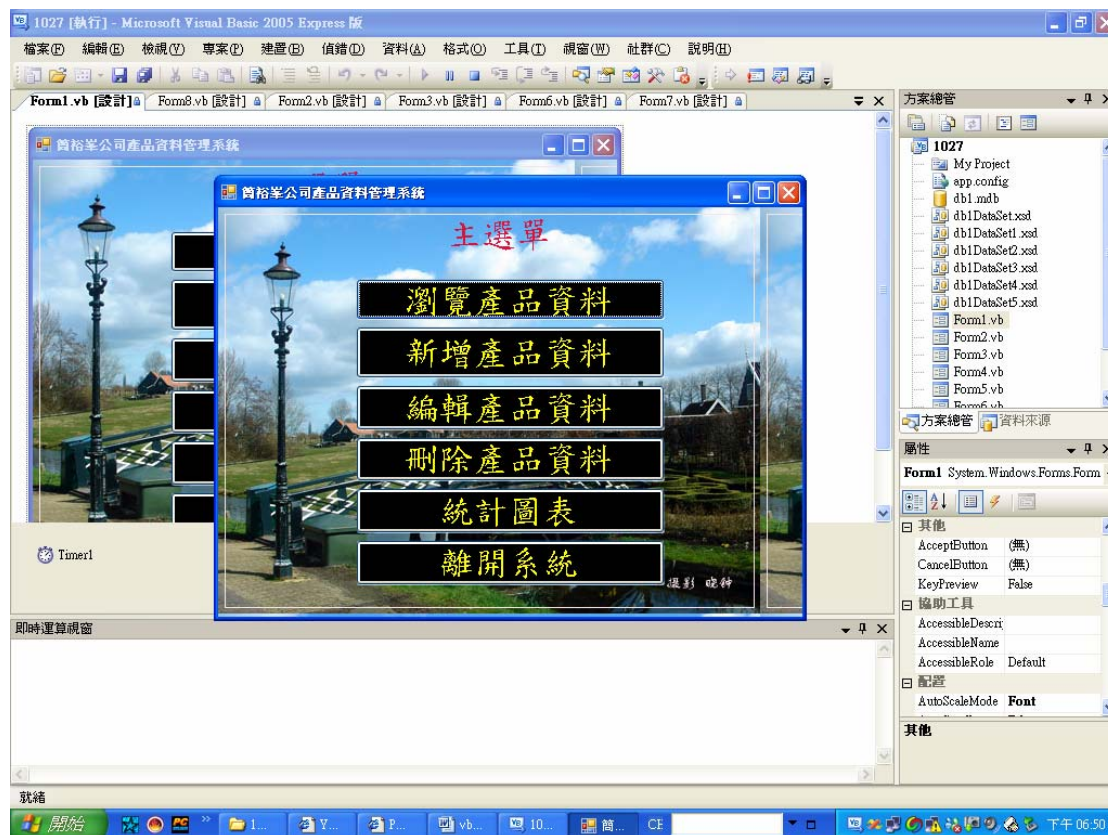
(報告題名)

方案總管



(報告題名)

主選單之執行畫面及程式碼



Public Class Form1

```
Private Sub Timer1_Tick(ByVal sender As System.Object, ByVal e As System.EventArgs) Handles  
Timer1.Tick  
End  
End Sub
```

```
Private Sub Button5_Click(ByVal sender As System.Object, ByVal e As System.EventArgs) Handles  
Button5.Click  
End  
End Sub
```

```
Private Sub Button1_Click(ByVal sender As System.Object, ByVal e As System.EventArgs) Handles  
Button1.Click  
Dim form21 As New Form2  
'*****  
'開啓FORM2  
'*****
```

(報告題名)

```
Timer1.Enabled = False  
form21.Show()  
Me.Hide()
```

End Sub

```
Private Sub Form1_FormClosed(ByVal sender As Object, ByVal e As  
System.Windows.Forms.FormClosedEventArgs) Handles Me.FormClosed
```

End

End Sub

```
Private Sub Form1_Load(ByVal sender As System.Object, ByVal e As System.EventArgs) Handles  
MyBase.Load
```

End Sub

```
Private Sub Button2_Click(ByVal sender As System.Object, ByVal e As System.EventArgs) Handles  
Button2.Click
```

```
Dim form41 As New Form4
```

```
'*****
```

```
'開啓FORM4
```

```
'*****
```

```
Timer1.Enabled = False
```

```
form41.Show()
```

```
Me.Hide()
```

End Sub

```
Private Sub Button3_Click(ByVal sender As System.Object, ByVal e As System.EventArgs) Handles  
Button3.Click
```

```
Dim form61 As New Form6
```

```
'*****
```

```
'開啓FORM6
```

```
'*****
```

```
Timer1.Enabled = False
```

```
form61.Show()
```

```
Me.Hide()
```

End Sub

(報告題名)

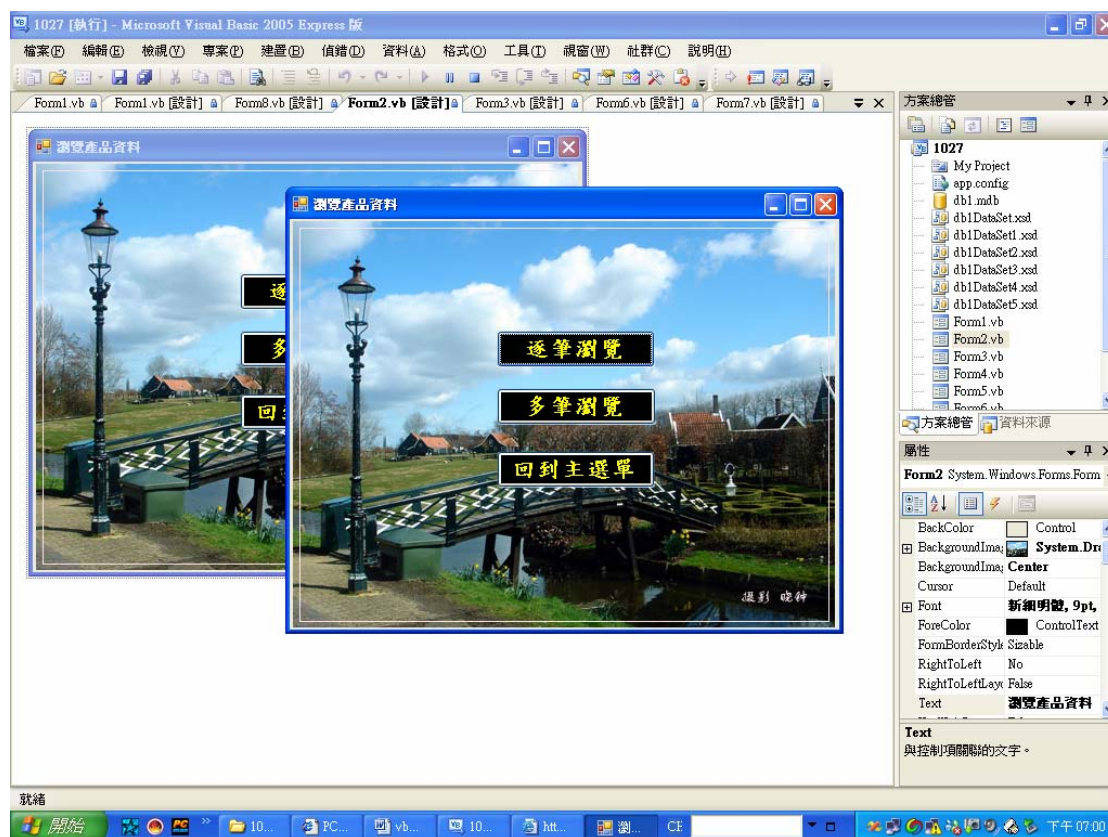
```
Private Sub Button6_Click(ByVal sender As System.Object, ByVal e As System.EventArgs) Handles  
Button6.Click  
    Dim form71 As New Form7  
    '*****  
    '開啓FORM7  
    '*****  
    form71.Show()  
    Me.Hide()  
End Sub
```

```
Private Sub Button4_Click(ByVal sender As System.Object, ByVal e As System.EventArgs) Handles  
Button4.Click  
    Dim form61 As New Form6  
    '*****  
    '開啓FORM6  
    '*****  
    form61.Show()  
    Me.Hide()  
End Sub  
End Class
```



(報告題名)

瀏覽產品資料之執行畫面及程式碼



Public Class Form2

```
Private Sub Form2_FormClosed(ByVal sender As Object, ByVal e As  
System.Windows.Forms.FormClosedEventArgs) Handles Me.FormClosed  
End  
End Sub
```

```
Private Sub Form2_Load(ByVal sender As System.Object, ByVal e As System.EventArgs) Handles  
 MyBase.Load
```

```
End Sub
```

```
Private Sub Button2_Click(ByVal sender As System.Object, ByVal e As System.EventArgs) Handles  
 Button2.Click
```

```
Dim form31 As New Form3  
form31.Show()  
Me.Hide()
```

(報告題名)

```
End Sub
```

```
Private Sub Button3_Click(ByVal sender As System.Object, ByVal e As System.EventArgs) Handles  
Button3.Click  
    Dim form11 As New Form1  
    form11.Show()  
    Me.Hide()  
End Sub
```

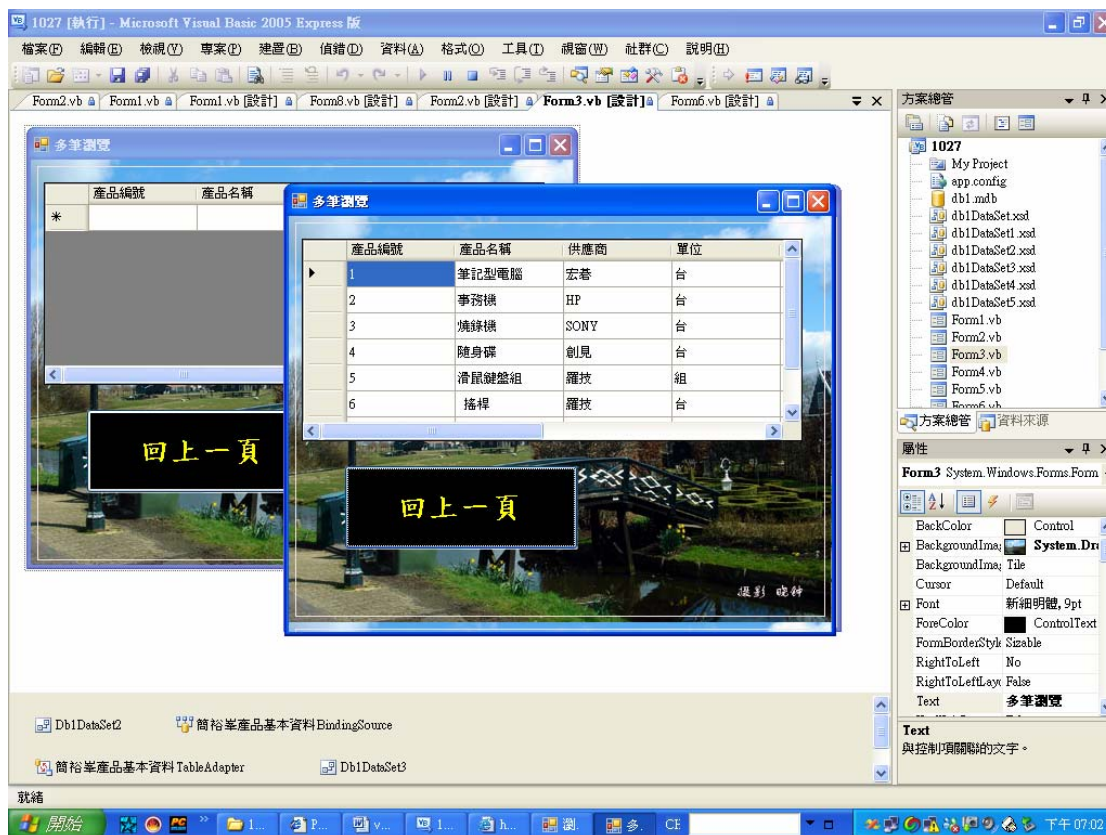
```
Private Sub Button1_Click(ByVal sender As System.Object, ByVal e As System.EventArgs) Handles  
Button1.Click  
    Dim form51 As New Form5  
    form51.Show()  
    Me.Hide()  
End Sub
```

```
End Class
```



(報告題名)

多筆瀏覽之執行畫面及程式碼



Public Class Form3

```
Private Sub Form3_FormClosed(ByVal sender As Object, ByVal e As System.Windows.Forms.FormClosedEventArgs) Handles Me.FormClosed
    Me.簡裕峯產品基本資料TableAdapter.Update(Me.Db1DataSet2.簡裕峯產品基本資料)
End
End Sub

Private Sub Form3_Load(ByVal sender As System.Object, ByVal e As System.EventArgs) Handles MyBase.Load
    'TODO: 這行程式碼會將資料載入 'Db1DataSet2.簡裕峯產品基本資料' 資料表。您可以視需要進行移動或移除。
    Me.簡裕峯產品基本資料TableAdapter.Fill(Me.Db1DataSet2.簡裕峯產品基本資料)
End Sub

Private Sub Button1_Click(ByVal sender As System.Object, ByVal e As System.EventArgs) Handles Button1.Click
```

(報告題名)

```
Dim form21 As New Form2
```

```
Me.簡裕峯產品基本資料TableAdapter.Update(Me.Db1DataSet2.簡裕峯產品基本資料)
```

```
form21.Show()
```

```
Me.Hide()
```

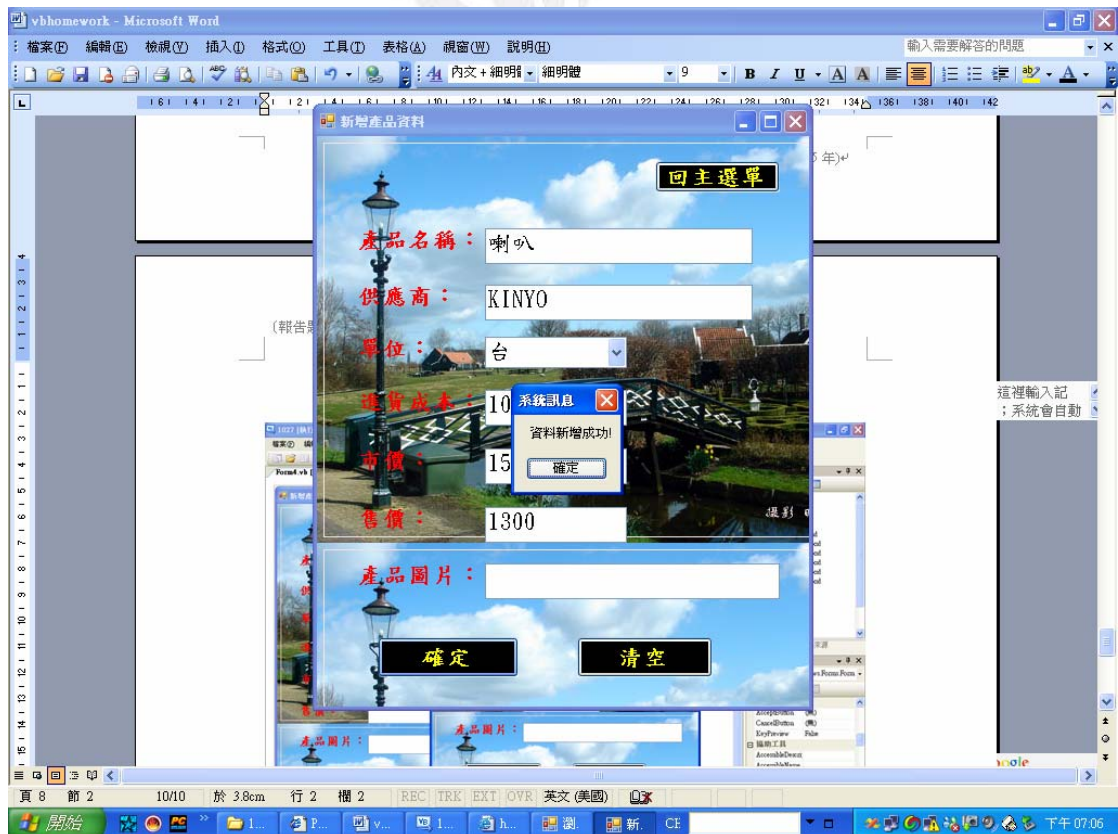
```
End Sub
```

```
End Class
```



(報告題名)

新增產品資料之執行畫面及程式碼



(報告題名)

```
Public Class Form4
```

```
Private Sub Label3_Click(ByVal sender As System.Object, ByVal e As System.EventArgs) Handles  
Label3.Click
```

```
End Sub
```

```
Private Sub Form4_FormClosed(ByVal sender As Object, ByVal e As  
System.Windows.Forms.FormClosedEventArgs) Handles Me.FormClosed
```

```
*****
```

```
'關閉表單前先更新資料庫
```

```
*****
```

```
Me.簡裕峯產品基本資料TableAdapter.Update(Me.Db1DataSet1.簡裕峯產品基本資料)
```

```
End
```

```
End Sub
```

```
Private Sub Form4_Load(ByVal sender As System.Object, ByVal e As System.EventArgs) Handles  
 MyBase.Load
```

```
*****
```

```
'表單一開啓即填入資料集
```

```
*****
```

```
'TODO: 這行程式碼會將資料載入 'Db1DataSet1.簡裕峯產品基本資料' 資料表。您可以視需要進  
行移動或移除。
```

```
Me.簡裕峯產品基本資料TableAdapter.Fill(Me.Db1DataSet1.簡裕峯產品基本資料)
```

```
End Sub
```

```
Private Sub Button3_Click(ByVal sender As System.Object, ByVal e As System.EventArgs) Handles  
 Button3.Click
```

```
TextBox1.Text = "" '空字串 , 中間無空白
```

```
TextBox2.Text = ""
```

```
TextBox3.Text = ""
```

```
TextBox4.Text = ""
```

```
TextBox5.Text = ""
```

```
TextBox6.Text = ""
```

```
ComboBox1.Text = "(請選擇)" '注意
```

(報告題名)

End Sub

```
Private Sub Button1_Click(ByVal sender As System.Object, ByVal e As System.EventArgs) Handles  
Button1.Click  
    Dim form1 As New Form1  
    '*****  
    '跳至其他表單前先更新資料庫  
    '*****  
    Me.簡裕峯產品基本資料TableAdapter.Update(Me.Db1DataSet1.簡裕峯產品基本資料)  
    form1.show()  
    Me.Hide()  
End Sub
```

```
Private Sub Button2_Click(ByVal sender As System.Object, ByVal e As System.EventArgs) Handles  
Button2.Click  
    Dim 產品基本資料 As String  
    Dim 供應商 As String  
    Dim 單位 As String  
    Dim 進貨成本 As String  
    Dim 市價 As String  
    Dim 售價 As String  
    Dim 圖片 As String  
    '*****  
    '讀取試用者輸入資料  
    '*****  
    產品基本資料 = TextBox1.Text  
    供應商 = TextBox2.Text  
    單位 = ComboBox1.SelectedItem  
    進貨成本 = Val(TextBox3.Text)  
    市價 = Val(TextBox4.Text)  
    售價 = Val(TextBox5.Text)  
    圖片 = TextBox6.Text
```

```
Me.Db1DataSet1.簡裕峯產品基本資料.Add簡裕峯產品基本資料Row(產品基本資料, 供應商, 單  
位, 進貨成本, 市價, 售價, 圖片)
```

(報告題名)

```
Me.簡裕峯產品基本資料TableAdapter.Update(Me.Db1DataSet1.簡裕峯產品基本資料)
```

```
MsgBox("資料新增成功!", , "系統訊息")
```

```
End Sub
```

```
Private Sub ComboBox1_SelectedIndexChanged(ByVal sender As System.Object, ByVal e As System.EventArgs) Handles ComboBox1.SelectedIndexChanged
```

```
End Sub
```

```
Private Sub TextBox1_KeyPress(ByVal sender As Object, ByVal e As System.Windows.Forms.KeyPressEventArgs) Handles TextBox1.KeyPress
```

```
'*****
```

```
'輸入產品名稱按Enter即跳至輸入供應商，不需移動滑鼠
```

```
'*****
```

```
If Asc(e.KeyChar) = 13 Then
```

```
    TextBox2.Focus()
```

```
End If
```

```
End Sub
```

```
Private Sub TextBox2_KeyPress(ByVal sender As Object, ByVal e As System.Windows.Forms.KeyPressEventArgs) Handles TextBox2.KeyPress
```

```
'*****
```

```
'輸入 "供應商.按Enter即跳至選擇單位，不需移動滑鼠
```

```
'*****
```

```
If Asc(e.KeyChar) = 13 Then
```

```
    ComboBox1.Focus()
```

```
End If
```

```
End Sub
```

```
Private Sub ComboBox1_TextChanged(ByVal sender As Object, ByVal e As System.EventArgs) Handles ComboBox1.TextChanged
```

```
    TextBox3.Focus()
```

```
End Sub
```

```
Private Sub TextBox3_KeyPress(ByVal sender As Object, ByVal e As
```

(報告題名)

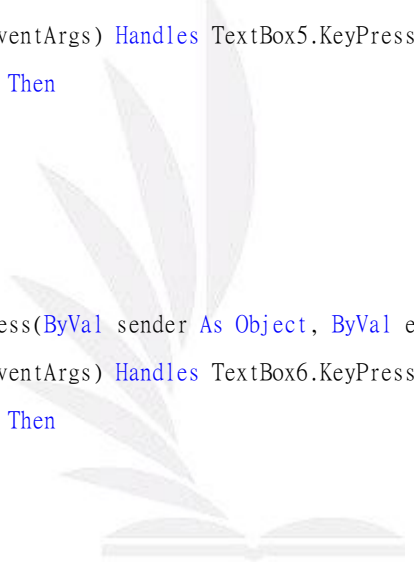
```
System.Windows.Forms.KeyPressEventArgs) Handles TextBox3.KeyPress
    If Asc(e.KeyChar) = 13 Then
        TextBox4.Focus()
    End If
End Sub

Private Sub TextBox4_KeyPress(ByVal sender As Object, ByVal e As
System.Windows.Forms.KeyPressEventArgs) Handles TextBox4.KeyPress
    If Asc(e.KeyChar) = 13 Then
        TextBox5.Focus()
    End If
End Sub

Private Sub TextBox5_KeyPress(ByVal sender As Object, ByVal e As
System.Windows.Forms.KeyPressEventArgs) Handles TextBox5.KeyPress
    If Asc(e.KeyChar) = 13 Then
        TextBox6.Focus()
    End If
End Sub

Private Sub TextBox6_KeyPress(ByVal sender As Object, ByVal e As
System.Windows.Forms.KeyPressEventArgs) Handles TextBox6.KeyPress
    If Asc(e.KeyChar) = 13 Then
        Button2.Focus()
    End If
End Sub

End Class
```



(報告題名)

逐筆瀏覽之執行畫面及程式碼



Public Class Form5

```
Dim 目前資料位置 As Integer
```

```
Dim 是否報價(100) As Integer
```

```
Dim 報價數量(100) As Integer
```

```
Private Sub Form5_FormClosed(ByVal sender As Object, ByVal e As  
System.Windows.Forms.FormClosedEventArgs) Handles Me.FormClosed
```

```
    '*****
```

```
    '表單一關閉即End以正常結束程式
```

```
    '*****
```

```
End
```

```
End Sub
```

```
Private Sub Form5_Load(ByVal sender As System.Object, ByVal e As System.EventArgs) Handles  
MyBase.Load
```

```
    '*****
```

```
    '表單一開啓即填入資料集
```


(報告題名)

```
'*****'  
'TODO: 這行程式碼會將資料載入 'Db1DataSet2.簡裕峯產品基本資料' 資料表。您可以視需要進行移動或移除。'
```

```
Me.簡裕峯產品基本資料TableAdapter1.Fill(Me.Db1DataSet3.簡裕峯產品基本資料)
```

```
'*****'
```

```
'顯示第一筆資料'
```

```
'*****'
```

```
TextBox1.Text = Me.Db1DataSet3.簡裕峯產品基本資料.Rows(0)(1)
```

```
TextBox2.Text = Me.Db1DataSet3.簡裕峯產品基本資料.Rows(0)(2)
```

```
TextBox3.Text = Me.Db1DataSet3.簡裕峯產品基本資料.Rows(0)(3)
```

```
TextBox4.Text = Me.Db1DataSet3.簡裕峯產品基本資料.Rows(0)(4)
```

```
TextBox5.Text = Me.Db1DataSet3.簡裕峯產品基本資料.Rows(0)(5)
```

```
TextBox6.Text = Me.Db1DataSet3.簡裕峯產品基本資料.Rows(0)(6)
```

```
TextBox7.Text = Me.Db1DataSet3.簡裕峯產品基本資料.Rows(0)(7)
```

```
目前資料位置 = 0
```

```
End Sub
```

```
Private Sub Button1_Click(ByVal sender As System.Object, ByVal e As System.EventArgs) Handles
```

```
Button1.Click
```

```
'*****'
```

```
'移到瀏覽選單(Form2)'
```

```
'*****'
```

```
Dim form21 As New Form2
```

```
form21.Show() ' 秀出Form2
```

```
Me.Hide() ' 隱藏Form5
```

```
End Sub
```

```
Private Sub Button2_Click(ByVal sender As System.Object, ByVal e As System.EventArgs) Handles
```

```
Button2.Click
```

```
'*****'
```

```
'移到第一筆'
```

```
'*****'
```

```
目前資料位置 = 0
```

```
'*****'
```

```
'重新顯示資料'
```

```
'*****'
```

```
TextBox1.Text = Me.Db1DataSet3.簡裕峯產品基本資料.Rows(目前資料位置)(1)
```

(報告題名)

```
TextBox2.Text = Me.Db1DataSet3.簡裕峯產品基本資料.Rows(目前資料位置)(2)
TextBox3.Text = Me.Db1DataSet3.簡裕峯產品基本資料.Rows(目前資料位置)(3)
TextBox4.Text = Me.Db1DataSet3.簡裕峯產品基本資料.Rows(目前資料位置)(4)
TextBox5.Text = Me.Db1DataSet3.簡裕峯產品基本資料.Rows(目前資料位置)(5)
TextBox6.Text = Me.Db1DataSet3.簡裕峯產品基本資料.Rows(目前資料位置)(6)
TextBox7.Text = Me.Db1DataSet3.簡裕峯產品基本資料.Rows(目前資料位置)(7)
PictureBox1.Image = New Bitmap("noimage.bmp")
```

On Error Resume Next

```
PictureBox1.Image = New Bitmap(TextBox7.Text)
```

If 是否報價(目前資料位置) = 0 Then

```
    CheckBox1.Checked = False
```

```
    ComboBox1.Text = "(選擇數量)"
```

Else

```
    CheckBox1.Checked = True
```

```
    ComboBox1.Text = 報價數量(目前資料位置)
```

End If

End Sub

```
Private Sub Button3_Click(ByVal sender As System.Object, ByVal e As System.EventArgs) Handles
```

```
Button3.Click
```

```
    '*****
```

```
    '移到下一筆
```

```
    '如果再最後一筆則移到下一筆
```

```
    '*****
```

If 目前資料位置 = 0 Then

```
    目前資料位置 = Me.Db1DataSet3.簡裕峯產品基本資料.Rows.Count - 1
```

Else

```
    目前資料位置 = 目前資料位置 - 1
```

End If

```
    '*****
```

```
    '重新顯示資料
```

```
    '*****
```

```
TextBox1.Text = Me.Db1DataSet3.簡裕峯產品基本資料.Rows(目前資料位置)(1)
```

```
TextBox2.Text = Me.Db1DataSet3.簡裕峯產品基本資料.Rows(目前資料位置)(2)
```

```
TextBox3.Text = Me.Db1DataSet3.簡裕峯產品基本資料.Rows(目前資料位置)(3)
```

(報告題名)

```
TextBox4.Text = Me.Db1DataSet3.簡裕峯產品基本資料.Rows(目前資料位置)(4)
TextBox5.Text = Me.Db1DataSet3.簡裕峯產品基本資料.Rows(目前資料位置)(5)
TextBox6.Text = Me.Db1DataSet3.簡裕峯產品基本資料.Rows(目前資料位置)(6)
TextBox7.Text = Me.Db1DataSet3.簡裕峯產品基本資料.Rows(目前資料位置)(7)
PictureBox1.Image = New Bitmap("noimage.bmp")
```

```
On Error Resume Next
```

```
PictureBox1.Image = New Bitmap(TextBox7.Text)
```

```
If 是否報價(目前資料位置) = 0 Then
```

```
    CheckBox1.Checked = False
```

```
    ComboBox1.Text = "(選擇數量)"
```

```
Else
```

```
    CheckBox1.Checked = True
```

```
    ComboBox1.Text = 報價數量(目前資料位置)
```

```
End If
```

```
End Sub
```

```
Private Sub Button4_Click(ByVal sender As System.Object, ByVal e As System.EventArgs) Handles
Button4.Click
```

```
    '*****
```

```
    '移到下一筆
```

```
    '如果在最後一筆移到下一筆
```

```
    '*****
```

```
If 目前資料位置 = 0 Then
```

```
    目前資料位置 = Me.Db1DataSet3.簡裕峯產品基本資料.Rows.Count - 1
```

```
Else
```

```
    目前資料位置 = 目前資料位置 - 1
```

```
End If
```

```
TextBox1.Text = Me.Db1DataSet3.簡裕峯產品基本資料.Rows(目前資料位置)(1)
```

```
TextBox2.Text = Me.Db1DataSet3.簡裕峯產品基本資料.Rows(目前資料位置)(2)
```

```
TextBox3.Text = Me.Db1DataSet3.簡裕峯產品基本資料.Rows(目前資料位置)(3)
```

```
TextBox4.Text = Me.Db1DataSet3.簡裕峯產品基本資料.Rows(目前資料位置)(4)
```

```
TextBox5.Text = Me.Db1DataSet3.簡裕峯產品基本資料.Rows(目前資料位置)(5)
```

```
TextBox6.Text = Me.Db1DataSet3.簡裕峯產品基本資料.Rows(目前資料位置)(6)
```

```
TextBox7.Text = Me.Db1DataSet3.簡裕峯產品基本資料.Rows(目前資料位置)(7)
```

```
PictureBox1.Image = New Bitmap("noimage.bmp")
```

(報告題名)

```
On Error Resume Next
```

```
PictureBox1.Image = New Bitmap(TextBox7.Text)
```

```
If 是否報價(目前資料位置) = 0 Then
```

```
    CheckBox1.Checked = False
```

```
    ComboBox1.Text = "(選擇數量)"
```

```
Else
```

```
    CheckBox1.Checked = True
```

```
    ComboBox1.Text = 報價數量(目前資料位置)
```

```
End If
```

```
End Sub
```

```
Private Sub Button5_Click(ByVal sender As System.Object, ByVal e As System.EventArgs) Handles
```

```
Button5.Click
```

```
    '*****
```

```
    '移到最後一筆
```

```
    '*****
```

```
    目前資料位置 = Me.Db1DataSet3.簡裕峯產品基本資料.Rows.Count - 1
```

```
    '*****
```

```
    '重新顯示資料
```

```
    '*****
```

```
    TextBox1.Text = Me.Db1DataSet3.簡裕峯產品基本資料.Rows(目前資料位置)(1)
```

```
    TextBox2.Text = Me.Db1DataSet3.簡裕峯產品基本資料.Rows(目前資料位置)(2)
```

```
    TextBox3.Text = Me.Db1DataSet3.簡裕峯產品基本資料.Rows(目前資料位置)(3)
```

```
    TextBox4.Text = Me.Db1DataSet3.簡裕峯產品基本資料.Rows(目前資料位置)(4)
```

```
    TextBox5.Text = Me.Db1DataSet3.簡裕峯產品基本資料.Rows(目前資料位置)(5)
```

```
    TextBox6.Text = Me.Db1DataSet3.簡裕峯產品基本資料.Rows(目前資料位置)(6)
```

```
    TextBox7.Text = Me.Db1DataSet3.簡裕峯產品基本資料.Rows(目前資料位置)(7)
```

```
    PictureBox1.Image = New Bitmap("noimage.bmp")
```

```
On Error Resume Next
```

```
PictureBox1.Image = New Bitmap(TextBox7.Text)
```

```
If 是否報價(目前資料位置) = 0 Then
```

```
    CheckBox1.Checked = False
```

```
    ComboBox1.Text = "(選擇數量)"
```

```
Else
```

```
    CheckBox1.Checked = True
```

(報告題名)

```
ComboBox1.Text = 報價數量(目前資料位置)
```

```
End If
```

```
End Sub
```

```
Private Sub ComboBox1_SelectedIndexChanged(ByVal sender As System.Object, ByVal e As System.EventArgs) Handles ComboBox1.SelectedIndexChanged
```

```
    CheckBox1.Checked = True
```

```
    是否報價(目前資料位置) = 1
```

```
    報價數量(目前資料位置) = Val(ComboBox1.SelectedItem)
```

```
End Sub
```

```
Private Sub Button6_Click(ByVal sender As System.Object, ByVal e As System.EventArgs) Handles Button6.Click
```

```
    Dim i As Integer
```

```
    Dim 項目編號 As Integer
```

```
    Dim 商品名稱 As String
```

```
    Dim 單價 As Single
```

```
    Dim 數量 As Integer
```

```
For i = 0 To Me.Db1DataSet5.報價單.Rows.Count - 1
```

```
    項目編號 = Me.Db1DataSet5.報價單.Rows(i)(0)
```

```
    商品名稱 = Me.Db1DataSet5.報價單.Rows(i)(1)
```

```
    單價 = Me.Db1DataSet5.報價單.Rows(i)(2)
```

```
    數量 = Me.Db1DataSet5.報價單.Rows(i)(3)
```

```
    Me.報價單TableAdapter.Delete(項目編號, 商品名稱, 單價, 數量)
```

```
    Me.報價單TableAdapter.Update(Db1DataSet5) '要放在迴圈裡
```

```
Next
```

```
Me.報價單TableAdapter.Update(Db1DataSet5)
```

```
For i = 0 To Me.Db1DataSet3.簡裕峯產品基本資料.Rows.Count - 1
```

```
    If 是否報價(i) = 1 Then
```

```
        商品名稱 = Me.Db1DataSet3.簡裕峯產品基本資料.Rows(i)(1)
```

```
        單價 = Me.Db1DataSet3.簡裕峯產品基本資料.Rows(i)(6)
```

```
        數量 = 報價數量(i)
```

```
        Me.Db1DataSet5.報價單.Add報價單Row(商品名稱, 單價, 數量)
```

```
        Me.報價單TableAdapter.Update(Db1DataSet5)
```

(報告題名)

```
End If
```

```
Next
```

```
Dim form81 As New Form8
```

```
form81.Show()
```

```
Me.Hide()
```

```
End Sub
```

```
Private Sub CheckBox1_Click(ByVal sender As Object, ByVal e As System.EventArgs) Handles  
CheckBox1.Click
```

```
    If CheckBox1.Checked = True Then
```

```
        是否報價(目前資料位置) = 1
```

```
        報價數量(目前資料位置) = 1
```

```
        ComboBox1.Text = "(選擇數量)"
```

```
    Else
```

```
        是否報價(目前資料位置) = 0
```

```
        報價數量(目前資料位置) = 0
```

```
        ComboBox1.Text = "(選擇數量)"
```

```
    End If
```

```
End Sub
```

```
Private Sub CheckBox1_CheckedChanged(ByVal sender As System.Object, ByVal e As  
System.EventArgs) Handles CheckBox1.CheckedChanged
```

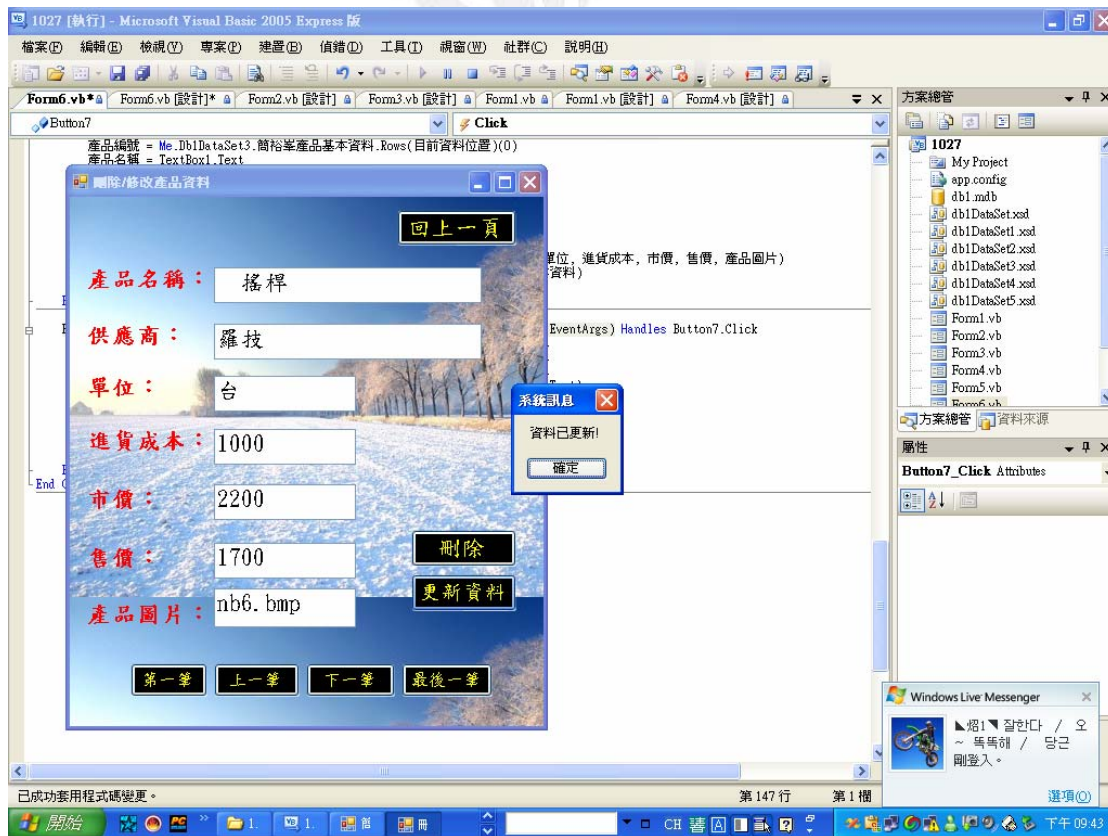
```
End Sub
```

```
Private Sub PictureBox1_Click(ByVal sender As System.Object, ByVal e As System.EventArgs)  
Handles PictureBox1.Click
```

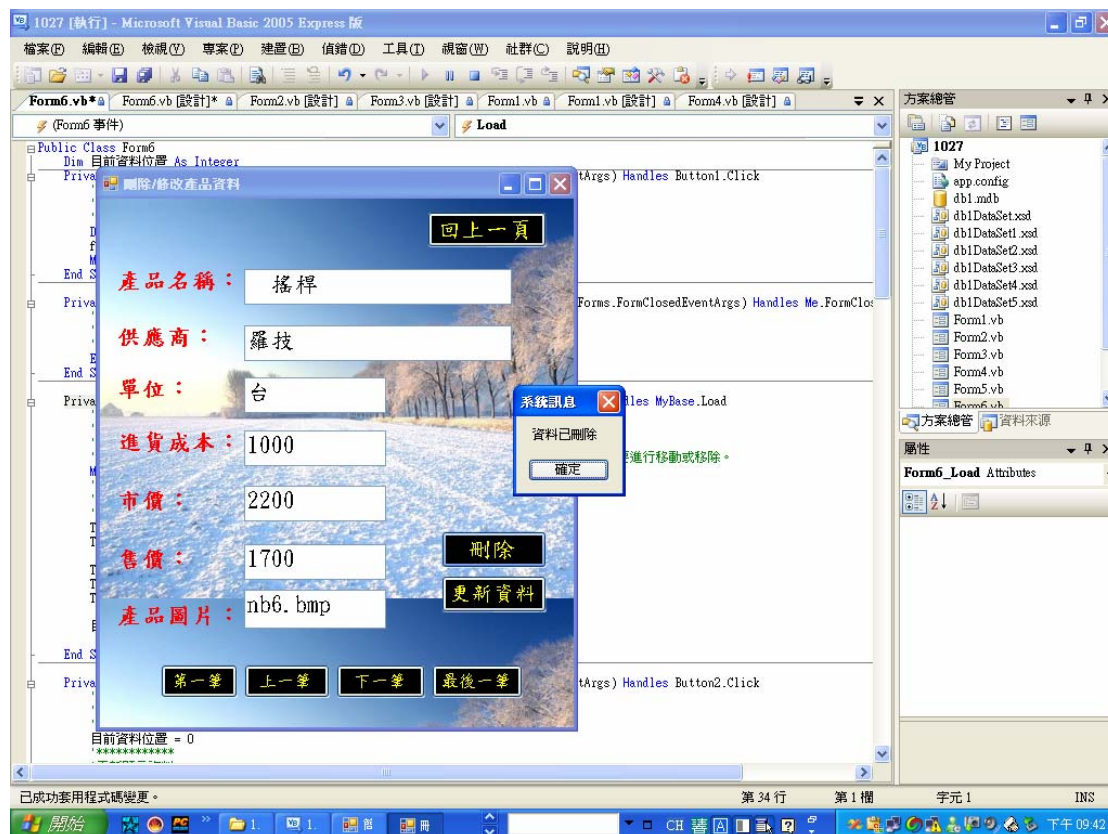
```
End Sub
```

```
End Class
```

刪除/修改產品資料之執行畫面及程式碼



(報告題名)



Public Class Form6

Dim 目前資料位置 As Integer

Private Sub Button1_Click(ByVal sender As System.Object, ByVal e As System.EventArgs) Handles Button1.Click

```
*****  
'移到瀏覽方式選單(Form1)  
*****
```

Dim form21 As New Form1

form21.Show() ' 秀出Form1

Me.Hide() ' 隱藏Form6

End Sub

Private Sub Form6_FormClosed(ByVal sender As Object, ByVal e As System.Windows.Forms.FormClosedEventArgs) Handles Me.FormClosed

```
*****  
'表單一關閉即End以正常結束程式  
*****
```

End

End Sub

(報告題名)

```
Private Sub Form6_Load(ByVal sender As System.Object, ByVal e As System.EventArgs) Handles MyBase.Load
```

```
    '*****
```

```
    '表單一開啓即填入資料集
```

```
    '*****
```

```
    'TODO: 這行程式碼會將資料載入 'Db1DataSet2.簡裕峯產品基本資料' 資料表。您可以視需要進行移動或移除。
```

```
    Me.簡裕峯產品基本資料TableAdapter1.Fill(Me.Db1DataSet3.簡裕峯產品基本資料)
```

```
    '*****
```

```
    '顯示第一筆資料
```

```
    '*****
```

```
    TextBox1.Text = Me.Db1DataSet3.簡裕峯產品基本資料.Rows(0)(1)
```

```
    TextBox2.Text = Me.Db1DataSet3.簡裕峯產品基本資料.Rows(0)(2)
```

```
    TextBox3.Text = Me.Db1DataSet3.簡裕峯產品基本資料.Rows(0)(3)
```

```
    TextBox4.Text = Me.Db1DataSet3.簡裕峯產品基本資料.Rows(0)(4)
```

```
    TextBox5.Text = Me.Db1DataSet3.簡裕峯產品基本資料.Rows(0)(5)
```

```
    TextBox6.Text = Me.Db1DataSet3.簡裕峯產品基本資料.Rows(0)(6)
```

```
    TextBox7.Text = Me.Db1DataSet3.簡裕峯產品基本資料.Rows(0)(7)
```

```
    目前資料位置 = 0
```

```
End Sub
```

```
Private Sub Button2_Click(ByVal sender As System.Object, ByVal e As System.EventArgs) Handles Button2.Click
```

```
    '*****
```

```
    '移到第一筆
```

```
    '*****
```

```
    目前資料位置 = 0
```

```
    '*****
```

```
    '重新顯示資料
```

```
    '*****
```

```
    TextBox1.Text = Me.Db1DataSet3.簡裕峯產品基本資料.Rows(目前資料位置)(1)
```

```
    TextBox2.Text = Me.Db1DataSet3.簡裕峯產品基本資料.Rows(目前資料位置)(2)
```

```
    TextBox3.Text = Me.Db1DataSet3.簡裕峯產品基本資料.Rows(目前資料位置)(3)
```

```
    TextBox4.Text = Me.Db1DataSet3.簡裕峯產品基本資料.Rows(目前資料位置)(4)
```

```
    TextBox5.Text = Me.Db1DataSet3.簡裕峯產品基本資料.Rows(目前資料位置)(5)
```

```
    TextBox6.Text = Me.Db1DataSet3.簡裕峯產品基本資料.Rows(目前資料位置)(6)
```

```
    TextBox7.Text = Me.Db1DataSet3.簡裕峯產品基本資料.Rows(目前資料位置)(7)
```

(報告題名)

End Sub

```
Private Sub Button3_Click(ByVal sender As System.Object, ByVal e As System.EventArgs) Handles  
Button3.Click
```

```
'*****
```

```
'移到下一筆
```

```
'如果再最後一筆則移到下一筆
```

```
'*****
```

```
If 目前資料位置 = 0 Then
```

```
    目前資料位置 = Me.Db1DataSet3.簡裕峯產品基本資料.Rows.Count - 1
```

```
Else
```

```
    目前資料位置 = 目前資料位置 - 1
```

```
End If
```

```
'*****
```

```
'重新顯示資料
```

```
'*****
```

```
TextBox1.Text = Me.Db1DataSet3.簡裕峯產品基本資料.Rows(目前資料位置)(1)
```

```
TextBox2.Text = Me.Db1DataSet3.簡裕峯產品基本資料.Rows(目前資料位置)(2)
```

```
TextBox3.Text = Me.Db1DataSet3.簡裕峯產品基本資料.Rows(目前資料位置)(3)
```

```
TextBox4.Text = Me.Db1DataSet3.簡裕峯產品基本資料.Rows(目前資料位置)(4)
```

```
TextBox5.Text = Me.Db1DataSet3.簡裕峯產品基本資料.Rows(目前資料位置)(5)
```

```
TextBox6.Text = Me.Db1DataSet3.簡裕峯產品基本資料.Rows(目前資料位置)(6)
```

```
TextBox7.Text = Me.Db1DataSet3.簡裕峯產品基本資料.Rows(目前資料位置)(7)
```

End Sub

```
Private Sub Button4_Click(ByVal sender As System.Object, ByVal e As System.EventArgs) Handles  
Button4.Click
```

```
'*****
```

```
'移到下一筆
```

```
'如果在最後一筆移到下一筆
```

```
'*****
```

```
If 目前資料位置 = 0 Then
```

```
    目前資料位置 = Me.Db1DataSet3.簡裕峯產品基本資料.Rows.Count - 1
```

```
Else
```

```
    目前資料位置 = 目前資料位置 - 1
```

```
End If
```

(報告題名)

```
TextBox1.Text = Me.Db1DataSet3.簡裕峯產品基本資料.Rows(目前資料位置)(1)
TextBox2.Text = Me.Db1DataSet3.簡裕峯產品基本資料.Rows(目前資料位置)(2)
TextBox3.Text = Me.Db1DataSet3.簡裕峯產品基本資料.Rows(目前資料位置)(3)
TextBox4.Text = Me.Db1DataSet3.簡裕峯產品基本資料.Rows(目前資料位置)(4)
TextBox5.Text = Me.Db1DataSet3.簡裕峯產品基本資料.Rows(目前資料位置)(5)
TextBox6.Text = Me.Db1DataSet3.簡裕峯產品基本資料.Rows(目前資料位置)(6)
TextBox7.Text = Me.Db1DataSet3.簡裕峯產品基本資料.Rows(目前資料位置)(7)
```

End Sub

```
Private Sub Button5_Click(ByVal sender As System.Object, ByVal e As System.EventArgs) Handles
```

```
Button5.Click
```

```
'*****
```

```
'移到最後一筆
```

```
'*****
```

```
目前資料位置 = Me.Db1DataSet3.簡裕峯產品基本資料.Rows.Count - 1
```

```
'*****
```

```
'重新顯示資料
```

```
'*****
```

```
TextBox1.Text = Me.Db1DataSet3.簡裕峯產品基本資料.Rows(目前資料位置)(1)
TextBox2.Text = Me.Db1DataSet3.簡裕峯產品基本資料.Rows(目前資料位置)(2)
TextBox3.Text = Me.Db1DataSet3.簡裕峯產品基本資料.Rows(目前資料位置)(3)
TextBox4.Text = Me.Db1DataSet3.簡裕峯產品基本資料.Rows(目前資料位置)(4)
TextBox5.Text = Me.Db1DataSet3.簡裕峯產品基本資料.Rows(目前資料位置)(5)
TextBox6.Text = Me.Db1DataSet3.簡裕峯產品基本資料.Rows(目前資料位置)(6)
TextBox7.Text = Me.Db1DataSet3.簡裕峯產品基本資料.Rows(目前資料位置)(7)
```

End Sub

```
Private Sub Button6_Click(ByVal sender As System.Object, ByVal e As System.EventArgs) Handles
```

```
Button6.Click
```

```
Dim 產品編號 As Integer
```

```
Dim 產品名稱 As String
```

```
Dim 供應商 As String
```

```
Dim 單位 As String
```

```
Dim 進貨成本 As Single
```

```
Dim 市價 As Single
```

```
Dim 售價 As Single
```

```
Dim 產品圖片 As String
```

(報告題名)

```
產品編號 = Me.Db1DataSet3.簡裕峯產品基本資料.Rows(目前資料位置)(0)
```

```
產品名稱 = TextBox1.Text
```

```
供應商 = TextBox2.Text
```

```
單位 = TextBox3.Text
```

```
進貨成本 = Val(TextBox4.Text)
```

```
市價 = Val(TextBox5.Text)
```

```
售價 = Val(TextBox6.Text)
```

```
產品圖片 = TextBox7.Text
```

```
Me.簡裕峯產品基本資料TableAdapter1.Delete(產品編號, 產品名稱, 供應商, 單位, 進貨成本,  
市價, 售價, 產品圖片)
```

```
Me.簡裕峯產品基本資料TableAdapter1.Update(Me.Db1DataSet3.簡裕峯產品基本資料)
```

```
MsgBox("資料已刪除", , "系統訊息")
```

```
End Sub
```

```
Private Sub Button7_Click(ByVal sender As System.Object, ByVal e As System.EventArgs) Handles  
Button7.Click
```

```
Me.Db1DataSet3.簡裕峯產品基本資料.Rows(目前資料位置)(1) = TextBox1.Text
```

```
Me.Db1DataSet3.簡裕峯產品基本資料.Rows(目前資料位置)(2) = TextBox2.Text
```

```
Me.Db1DataSet3.簡裕峯產品基本資料.Rows(目前資料位置)(3) = TextBox3.Text
```

```
Me.Db1DataSet3.簡裕峯產品基本資料.Rows(目前資料位置)(4) = Val(TextBox4.Text)
```

```
Me.Db1DataSet3.簡裕峯產品基本資料.Rows(目前資料位置)(5) = Val(TextBox5.Text)
```

```
Me.Db1DataSet3.簡裕峯產品基本資料.Rows(目前資料位置)(6) = Val(TextBox6.Text)
```

```
Me.Db1DataSet3.簡裕峯產品基本資料.Rows(目前資料位置)(7) = TextBox7.Text
```

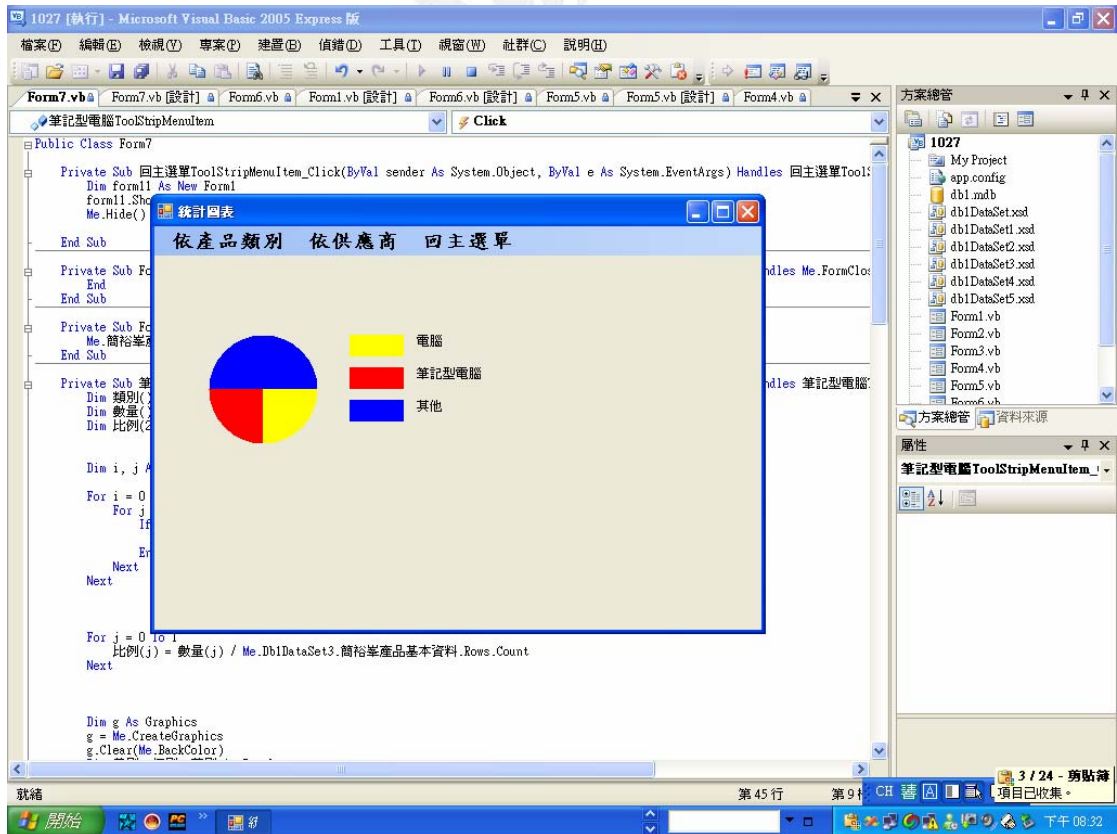
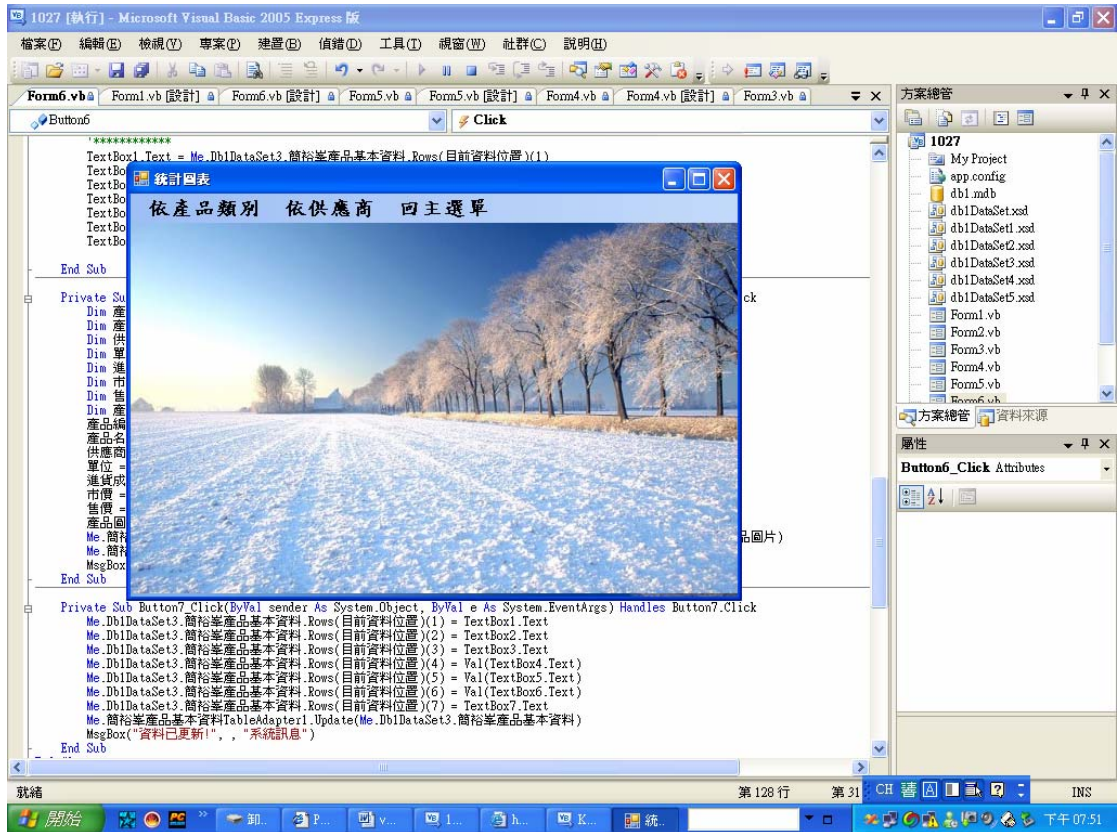
```
Me.簡裕峯產品基本資料TableAdapter1.Update(Me.Db1DataSet3.簡裕峯產品基本資料)
```

```
MsgBox("資料已更新!", , "系統訊息")
```

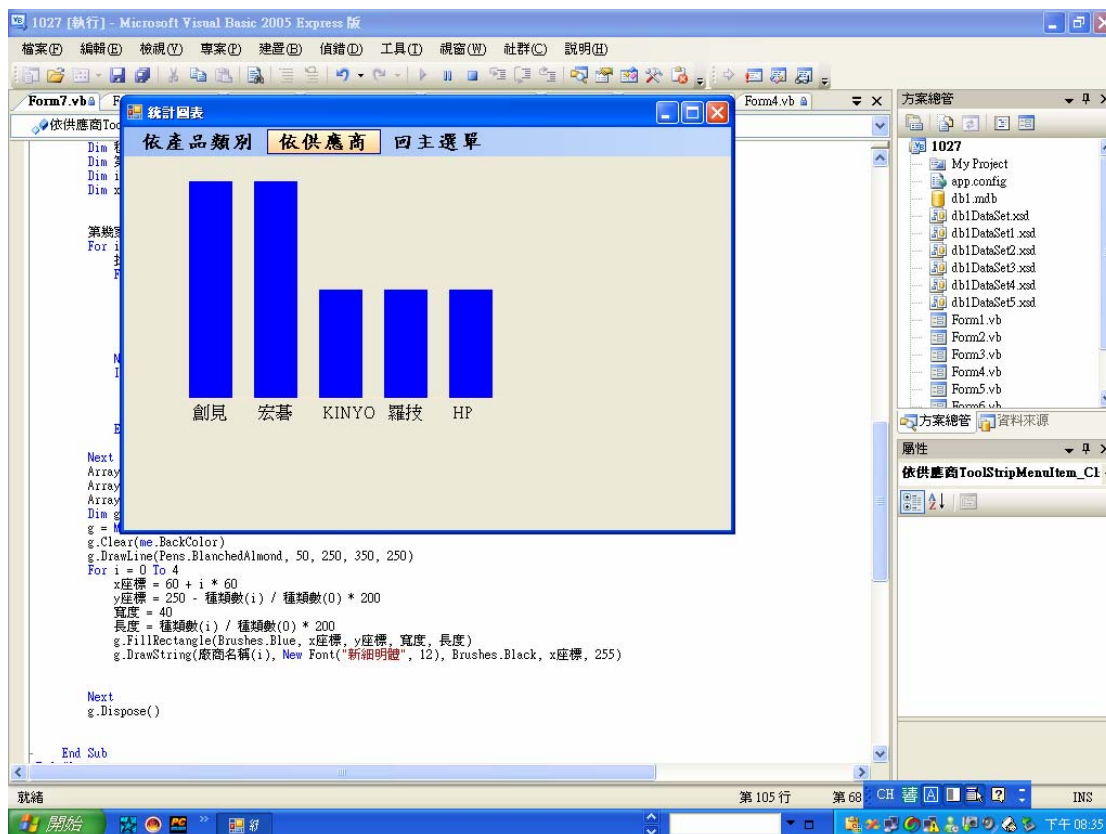
```
End Sub
```

```
End Class
```

統計圖表之執行畫面及程式碼



(報告題名)



Public Class Form7

```
Private Sub 回主選單ToolStripMenuItem_Click(ByVal sender As System.Object, ByVal e As System.EventArgs) Handles 回主選單ToolStripMenuItem.Click
```

```
Dim form11 As New Form1
```

```
form11.Show()
```

```
Me.Hide()
```

```
End Sub
```

```
Private Sub Form7_FormClosed(ByVal sender As Object, ByVal e As System.Windows.Forms.FormClosedEventArgs) Handles Me.FormClosed
```

```
End
```

```
End Sub
```

```
Private Sub Form7_Load(ByVal sender As System.Object, ByVal e As System.EventArgs) Handles MyBase.Load
```

```
Me.簡裕峯產品基本資料TableAdapter1.Fill(Me.Db1DataSet3.簡裕峯產品基本資料)
```

```
End Sub
```

(報告題名)

```
Private Sub 筆記型電腦ToolStripMenuItem_Click(ByVal sender As System.Object, ByVal e As
System.EventArgs) Handles 筆記型電腦ToolStripMenuItem.Click
    Dim 類別() = {"電腦", "筆記型電腦"}
    Dim 數量() = {0, 0}
    Dim 比例(2) As Single

    Dim i, j As Integer

    For i = 0 To Me.Db1DataSet3.簡裕峯產品基本資料.Rows.count - 1
        For j = 0 To 1
            If InStr(Me.Db1DataSet3.簡裕峯產品基本資料.Rows(i)(1), 類別(j)) > 0 Then
                數量(j) = 數量(j) + 1
            End If
        Next
    Next

    For j = 0 To 1
        比例(j) = 數量(j) / Me.Db1DataSet3.簡裕峯產品基本資料.Rows.Count
    Next

    Dim g As Graphics
    g = Me.CreateGraphics
    g.Clear(Me.BackColor)
    Dim 黃刷, 紅刷, 藍刷 As Brush
    黃刷 = Brushes.Yellow
    紅刷 = Brushes.Red
    藍刷 = Brushes.Blue
    g.FillPie(黃刷, 50, 100, 100, 100, 0, 比例(0) * 360)
    g.FillPie(紅刷, 50, 100, 100, 100, 比例(0) * 360, 比例(0) * 360 + 比例(1) * 360)
    g.FillPie(藍刷, 50, 100, 100, 100, 比例(0) * 360 + 比例(1) * 360, 360 - 比例(0) * 360
- 比例(1) * 360)
    g.FillRectangle(黃刷, 180, 100, 50, 20)
    g.FillRectangle(紅刷, 180, 130, 50, 20)
```

(報告題名)

```
g.FillRectangle(藍刷, 180, 160, 50, 20)
g.DrawString(類別(0), Me.Font, Brushes.Black, 240, 100)
g.DrawString(類別(1), Me.Font, Brushes.Black, 240, 130)
g.DrawString("其他", Me.Font, Brushes.Black, 240, 160)

g.Dispose()
```

End Sub

```
Private Sub 依供應商ToolStripMenuItem_Click(ByVal sender As System.Object, ByVal e As
System.EventArgs) Handles 依供應商ToolStripMenuItem.Click
```

```
Dim 廠商名稱(100) As String
Dim 種類數(100) As Integer
Dim 第幾家, 找到了 As Integer
Dim i, j As Integer
Dim x座標, y座標, 長度, 寬度 As Integer
```

```
第幾家 = 0
```

```
For i = 0 To Me.Db1DataSet3.簡裕峯產品基本資料.Count - 1
```

```
找到了 = 0
```

```
For j = 0 To 99
```

```
    If 廠商名稱(j) = Me.Db1DataSet3.簡裕峯產品基本資料.Rows(i)(2) Then
```

```
        種類數(j) = 種類數(j) + 1
```

```
        找到了 = 1
```

```
    End If
```

```
Next
```

```
If 找到了 = 0 Then
```

```
    廠商名稱(第幾家) = Me.Db1DataSet3.簡裕峯產品基本資料.Rows(i)(2)
```

```
    種類數(第幾家) = 1
```

```
    第幾家 = 第幾家 + 1
```

```
End If
```


(報告題名)

Next

Array.Sort(種類數, 廠商名稱)

Array.Reverse(種類數)

Array.Reverse(廠商名稱)

Dim g As Graphics

g = Me.CreateGraphics

g.Clear(me.BackColor)

g.DrawLine(Pens.BlanchedAlmond, 50, 250, 350, 250)

For i = 0 To 4

x座標 = 60 + i * 60

y座標 = 250 - 種類數(i) / 種類數(0) * 200

寬度 = 40

長度 = 種類數(i) / 種類數(0) * 200

g.FillRectangle(Brushes.Blue, x座標, y座標, 寬度, 長度)

g.DrawString(廠商名稱(i), New Font("新細明體", 12), Brushes.Black, x座標, 255)

Next

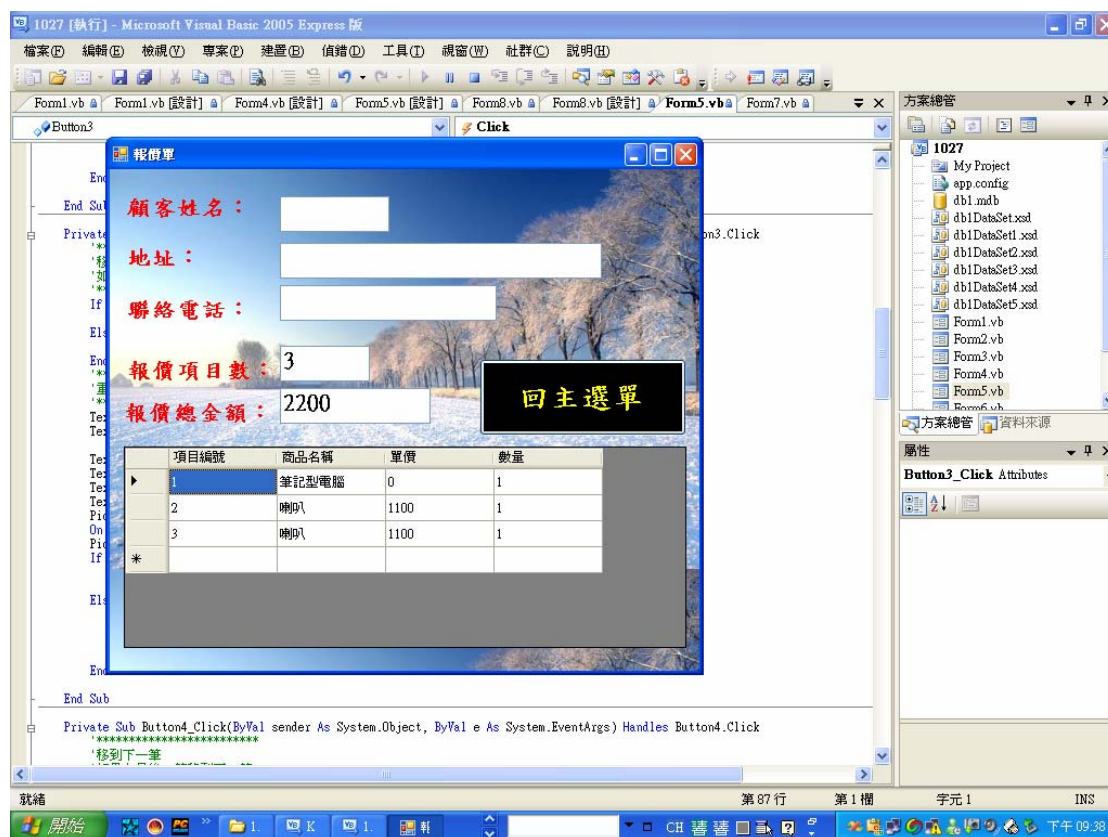
g.Dispose()

End Sub

End Class

(報告題名)

報價單之執行畫面及程式碼



Public Class Form8

```
Private Sub Form8_FormClosed(ByVal sender As Object, ByVal e As  
System.Windows.Forms.FormClosedEventArgs) Handles Me.FormClosed
```

```
'*****  
'表單關閉時Endb讓程式結束  
'*****
```

```
End
```

```
End Sub
```

```
Private Sub Form8_Load(ByVal sender As System.Object, ByVal e As System.EventArgs) Handles  
 MyBase.Load
```

```
'TODO: 這行程式碼會將資料載入 'Db1DataSet1.報價單' 資料表。您可以視需要進行移動或移  
除。
```

```
Me.報價單TableAdapter.Fill(Me.Db1DataSet5.報價單)
```

```
Dim i As Integer
```

```
Dim 報價項目數 As Integer
```

(報告題名)

```
Dim 金額, 報價總金額 As Single
```

```
報價項目數 = Me.Db1DataSet5.報價單.Rows.Count
```

```
For i = 0 To Me.Db1DataSet5.報價單.Rows.Count - 1
```

```
金額 = Me.Db1DataSet5.報價單.Rows(i)(2) * Me.Db1DataSet5.報價單.Rows(i)(3)
```

```
報價總金額 = 報價總金額 + 金額
```

```
Next
```

```
TextBox4.Text = 報價項目數
```

```
TextBox5.Text = 報價總金額
```

```
End Sub
```

```
Private Sub Button1_Click(ByVal sender As System.Object, ByVal e As System.EventArgs) Handles
```

```
Button1.Click
```

```
Dim form1 As New Form1
```

```
form1.Show()
```

```
Me.Hide()
```

```
End Sub
```

```
End Class
```



心得感想

這學期所學的應用程式設計讓我覺得收會非常良多，在大一的時候所學 C 語言，教的太快，導致於許多同學都跟不上進度，而且教得時候，一下子就跳到很艱深的課程，還沒把基礎的學會，又要接觸到新的課程，讓很多人都吃不消。剛升大二時，以為應用程式設計會跟 C 語言一樣的教法，使我相當擔心，但實際接觸之後才發現原來老師在礁的時候非常的仔細，且一部一部從基礎教起，從 VB 的一些基礎程式到最後做出一個多功能的程式；而且老師非常有耐心，只要有問題，老師一定馬上熱心的去幫助同學解決問題，感覺老師都一直非常熱心的在指導同學，對於寫程式這類的課程，如果都能像老師一樣慢慢從基礎教起的話，那我想一定沒有學不會的道理。